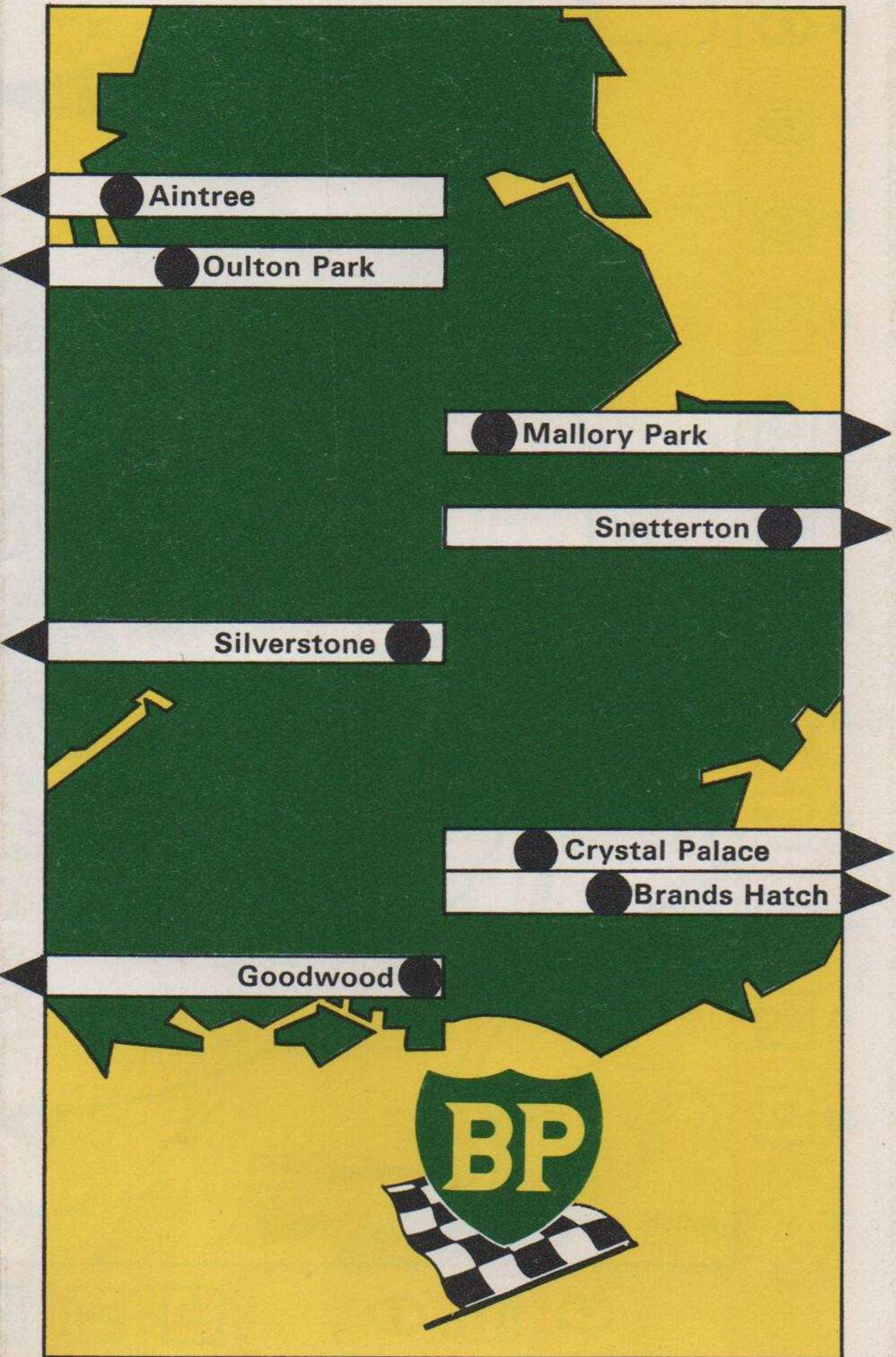


# British Racing Circuits

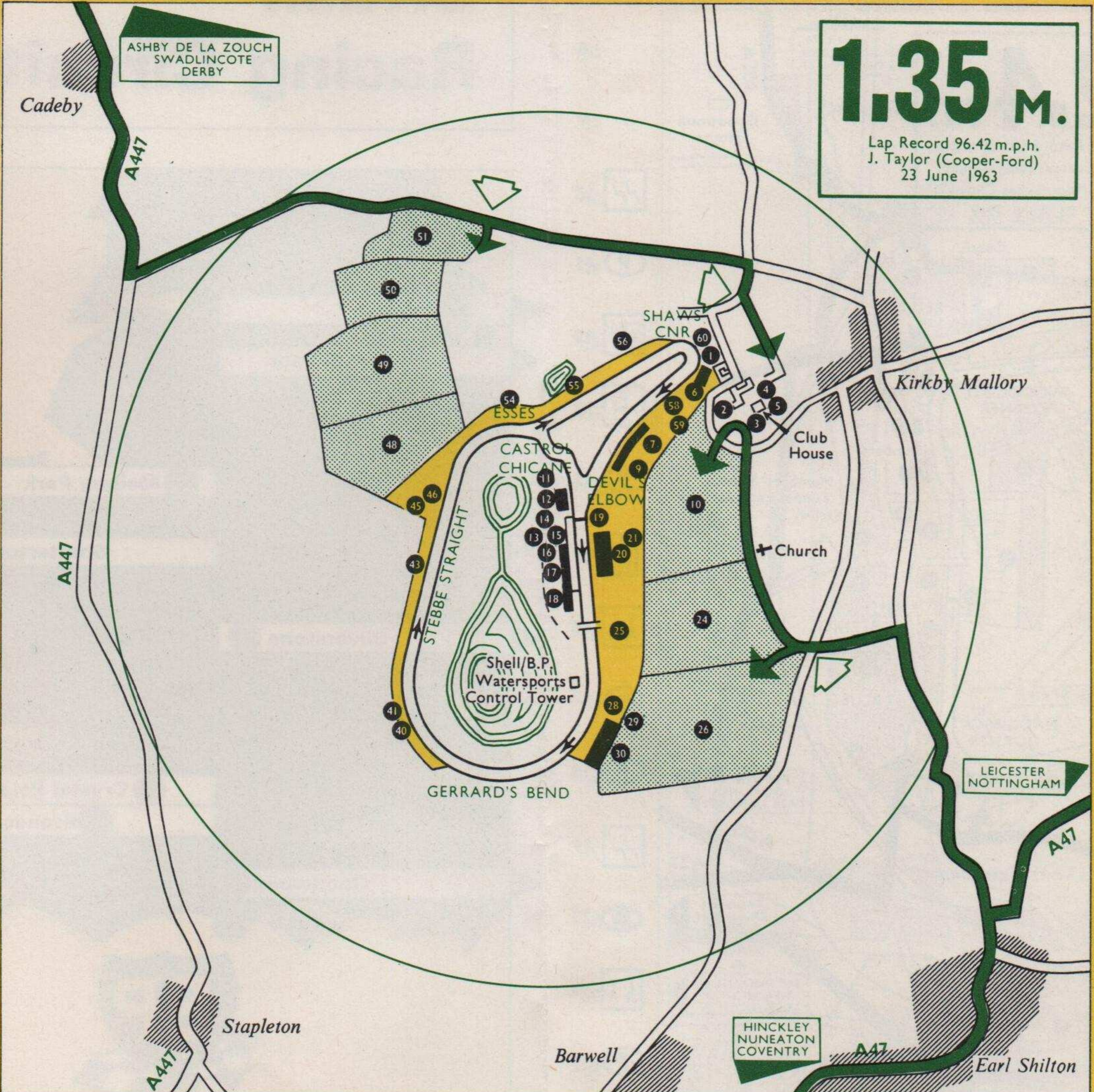


53 54 55 56 57 58 59 60 1 2 3 4 5 6 7



52  
51  
50  
49  
48  
47  
46  
45  
44  
43  
42  
41  
40  
39  
38

8  
9  
10  
11  
12  
13  
14  
15  
16  
17  
18  
19  
20  
21  
22



**1.35 M.**  
Lap Record 96.42 m.p.h.  
J. Taylor (Cooper-Ford)  
23 June 1963



37 36 35 34 33 32 31 30 29 28 27 26 25 24 23

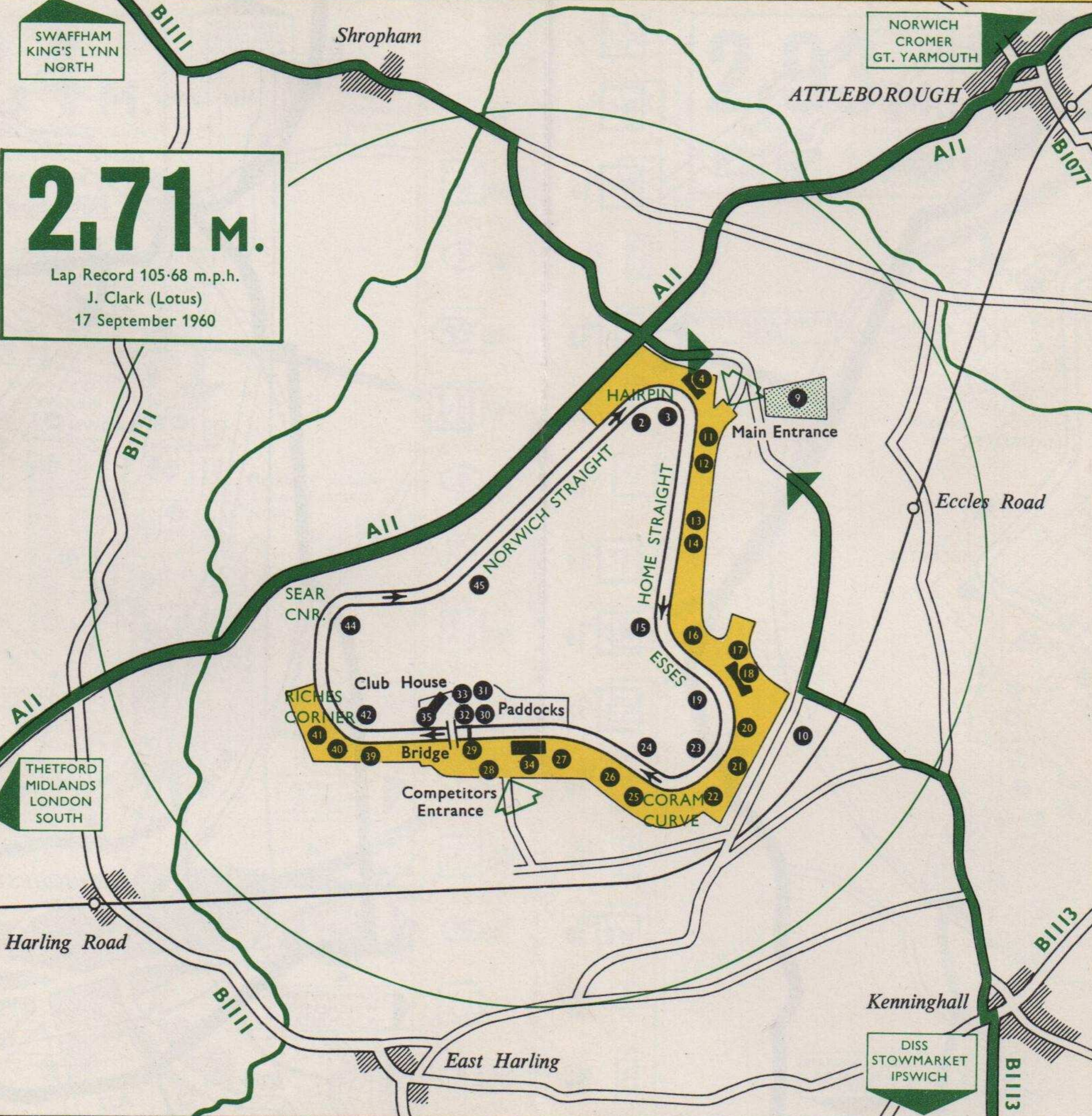
53 54 55 56 57 58 59 60 1 2 3 4 5 6 7

SWAFFHAM  
KING'S LYNN  
NORTH

NORWICH  
CROMER  
GT. YARMOUTH

**2.71 M.**

Lap Record 105.68 m.p.h.  
J. Clark (Lotus)  
17 September 1960



52  
51  
50  
49  
48  
47  
46  
45  
44  
43  
42  
41  
40  
39  
38

8  
9  
10  
11  
12  
13  
14  
15  
16  
17  
18  
19  
20  
21  
22

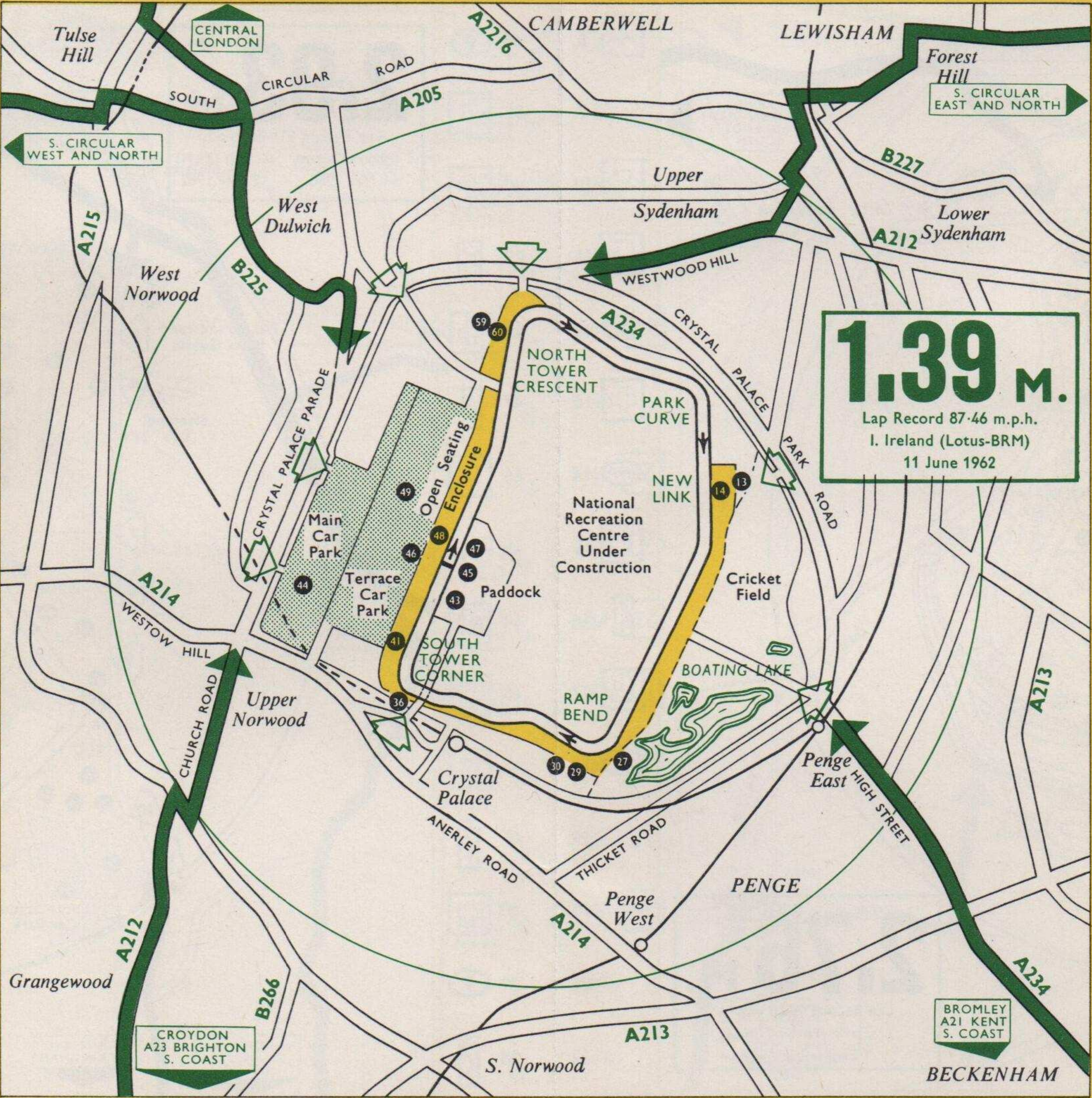
37 36 35 34 33 32 31 30 29 28 27 26 25 24 23



53 54 55 56 57 58 59 60 1 2 3 4 5 6 7

52  
51  
50  
49  
48  
47  
46  
45  
44  
43  
42  
41  
40  
39  
38

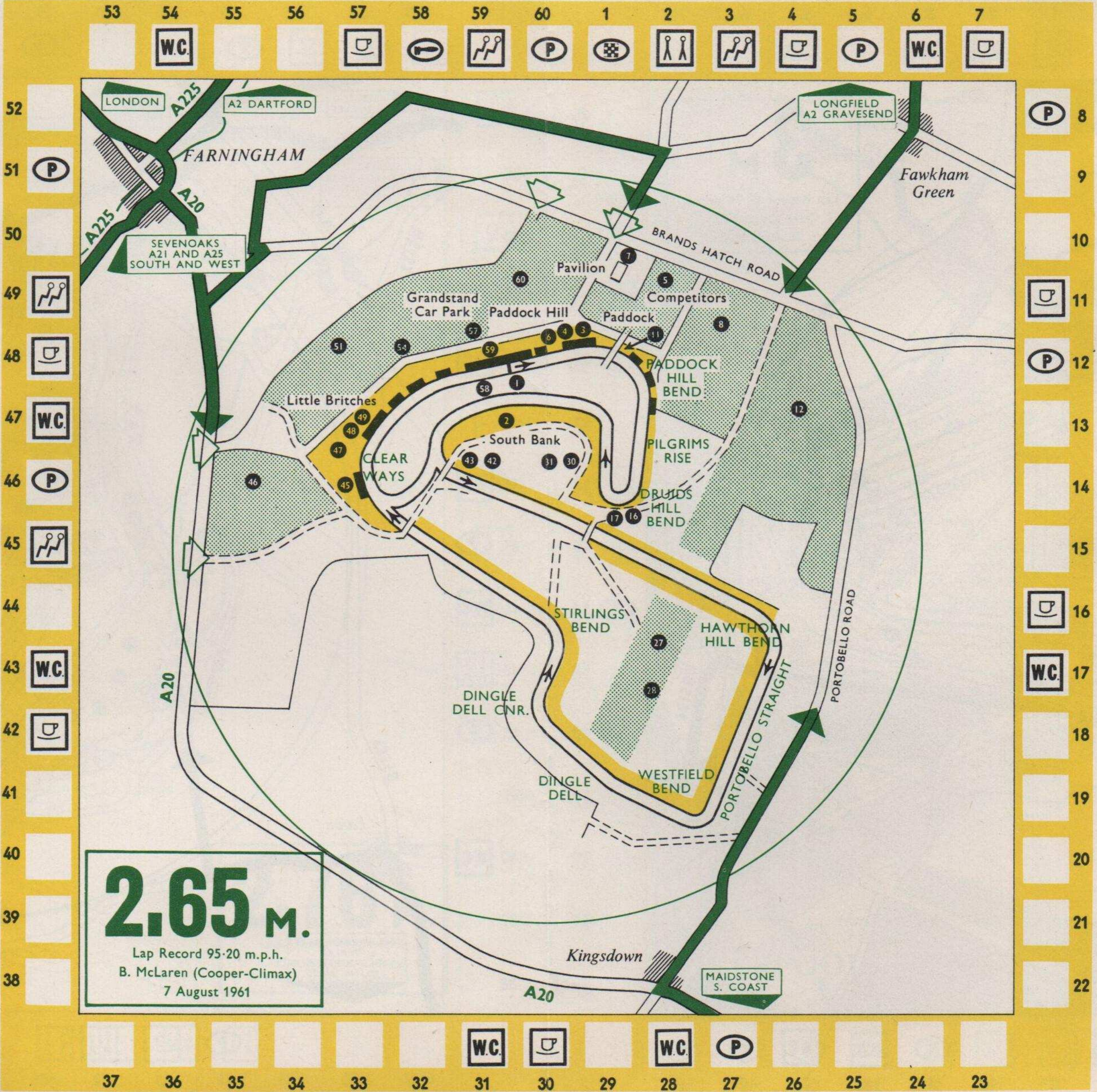
8  
9  
10  
11  
12  
13  
14  
15  
16  
17  
18  
19  
20  
21  
22



**1.39 M.**  
 Lap Record 87.46 m.p.h.  
 I. Ireland (Lotus-BRM)  
 11 June 1962

37 36 35 34 33 32 31 30 29 28 27 26 25 24 23





**2.65 M.**  
 Lap Record 95.20 m.p.h.  
 B. McLaren (Cooper-Climax)  
 7 August 1961

52  
51  
50  
49  
48  
47  
46  
45  
44  
43  
42  
41  
40  
39  
38

8  
9  
10  
11  
12  
13  
14  
15  
16  
17  
18  
19  
20  
21  
22

37 36 35 34 33 32 31 30 29 28 27 26 25 24 23

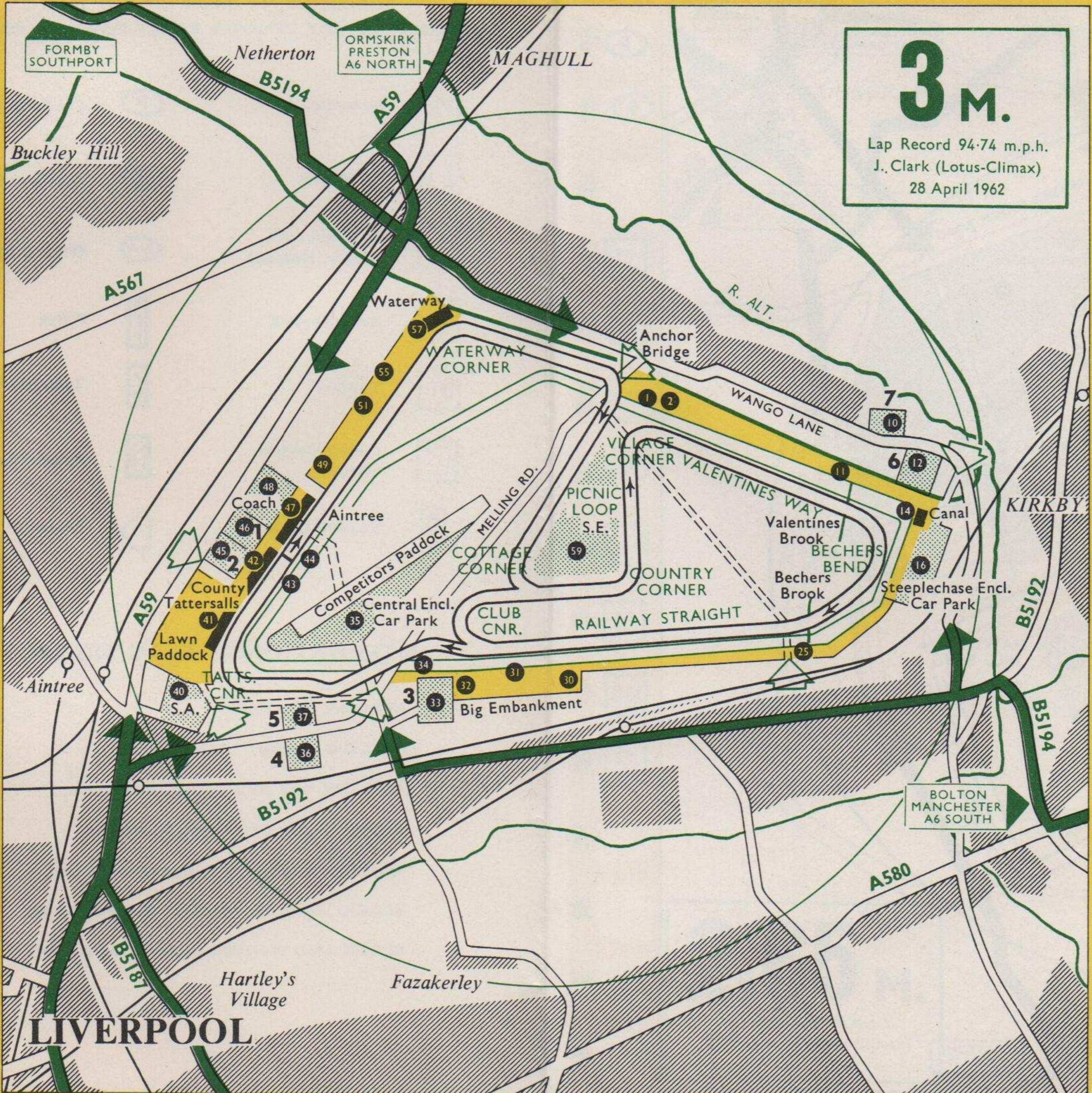
53 54 55 56 57 58 59 60 1 2 3 4 5 6 7



**3 M.**  
 Lap Record 94.74 m.p.h.  
 J. Clark (Lotus-Climax)  
 28 April 1962

52  
51  
50  
49  
48  
47  
46  
45  
44  
43  
42  
41  
40  
39  
38

8  
9  
10  
11  
12  
13  
14  
15  
16  
17  
18  
19  
20  
21  
22

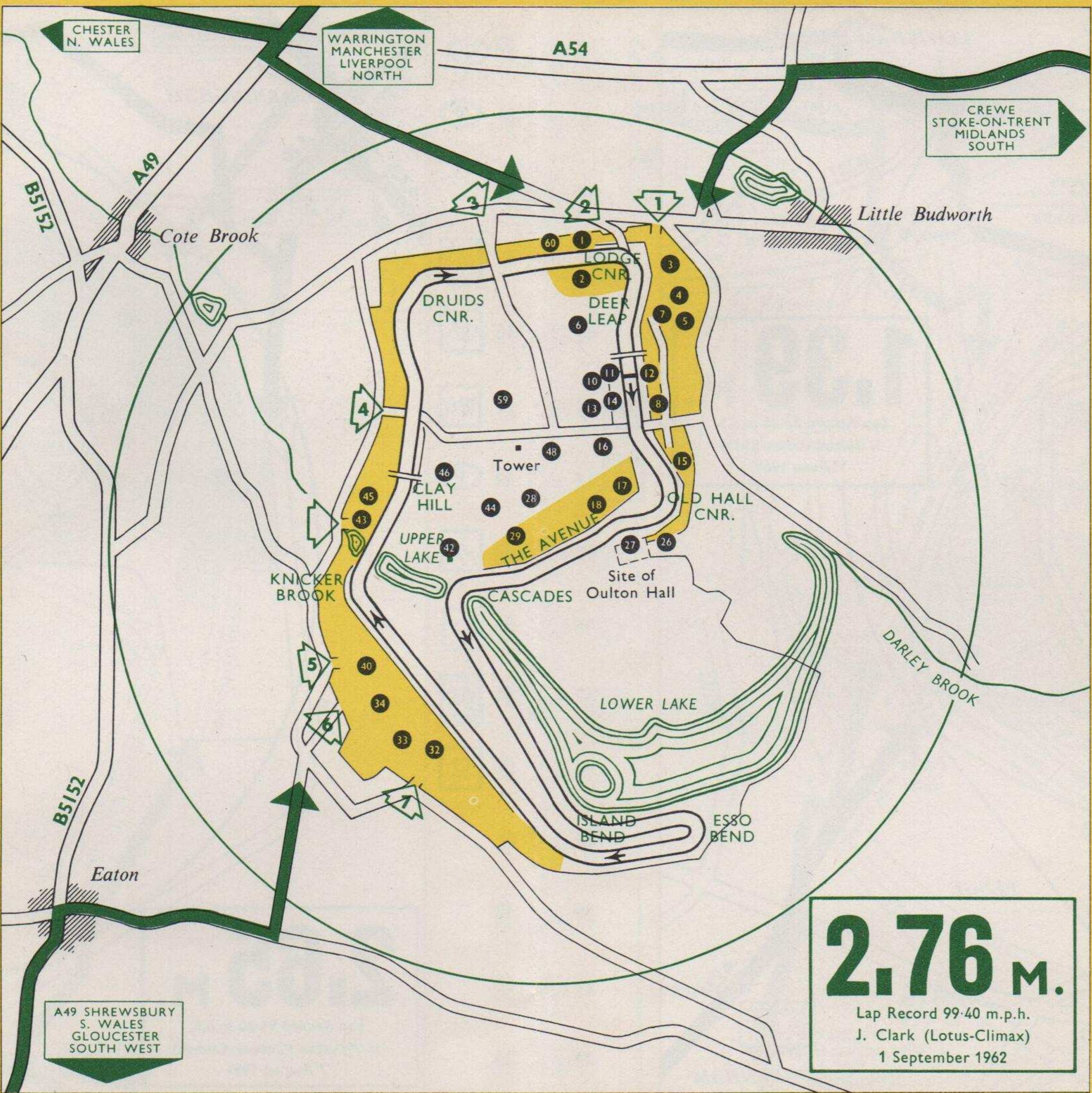


37 36 35 34 33 32 31 30 29 28 27 26 25 24 23

53 54 55 56 57 58 59 60 1 2 3 4 5 6 7



52  
51  
50  
49  
48  
47  
46  
45  
44  
43  
42  
41  
40  
39  
38



**2.76 M.**  
Lap Record 99.40 m.p.h.  
J. Clark (Lotus-Climax)  
1 September 1962

37 36 35 34 33 32 31 30 29 28 27 26 25 24 23

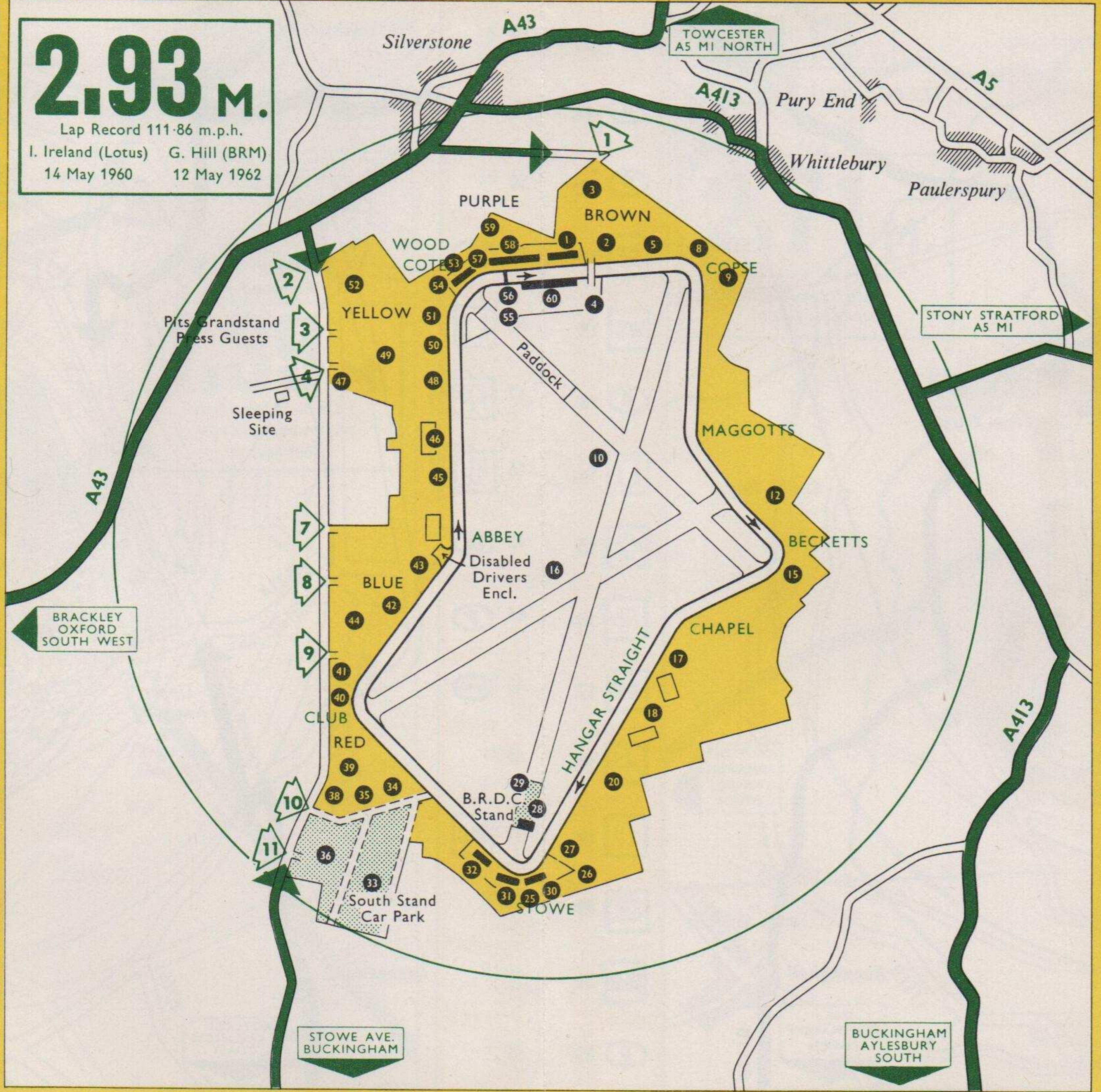


53 54 55 56 57 58 59 60 1 2 3 4 5 6 7

**2.93 M.**  
 Lap Record 111.86 m.p.h.  
 I. Ireland (Lotus) G. Hill (BRM)  
 14 May 1960 12 May 1962

52  
51  
50  
49  
48  
47  
46  
45  
44  
43  
42  
41  
40  
39  
38

8  
9  
10  
11  
12  
13  
14  
15  
16  
17  
18  
19  
20  
21  
22



37 36 35 34 33 32 31 30 29 28 27 26 25 24 23

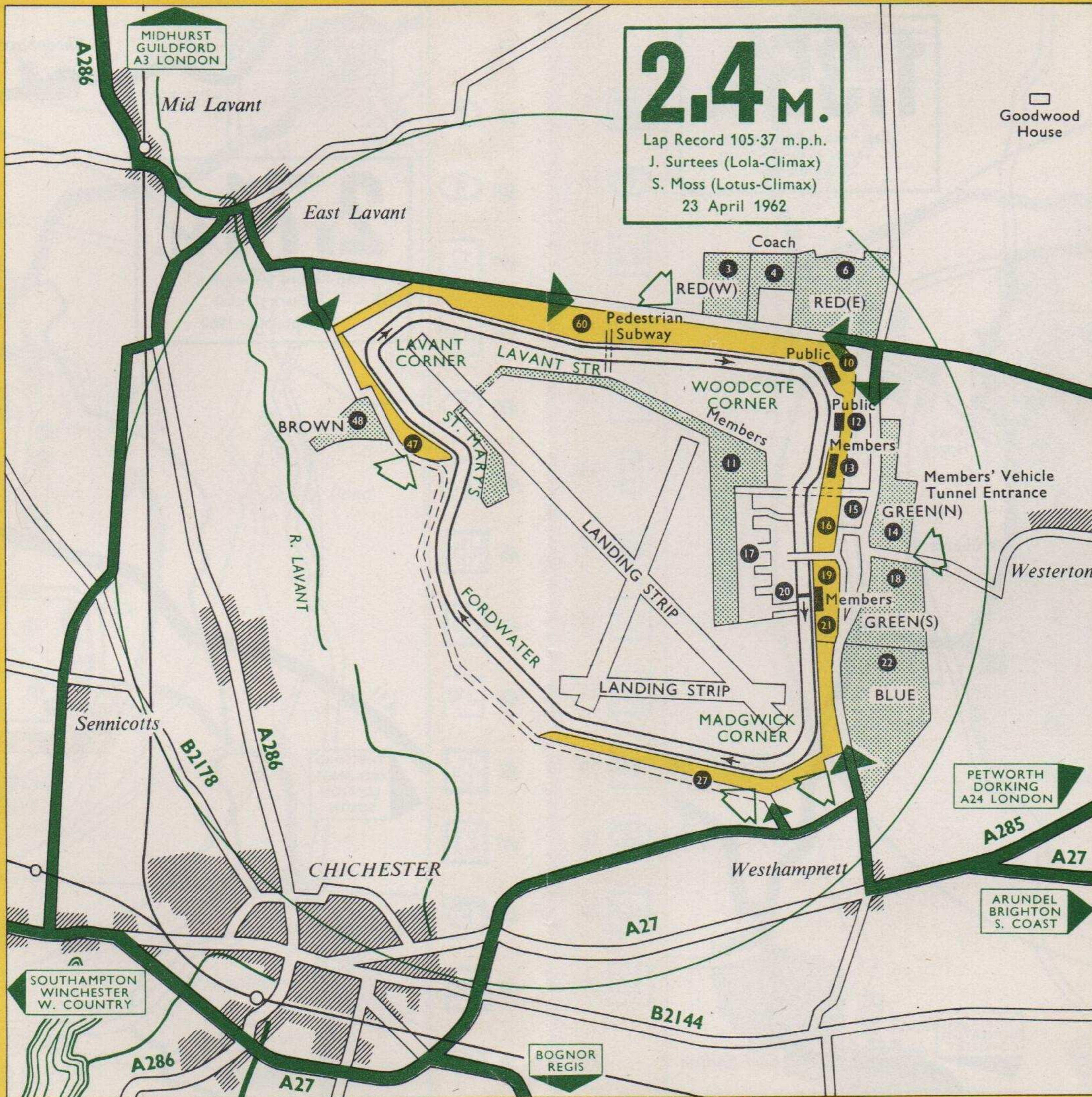


53 54 55 56 57 58 59 60 1 2 3 4 5 6 7



52  
51  
50  
49  
48  
47  
46  
45  
44  
43  
42  
41  
40  
39  
38

8  
9  
10  
11  
12  
13  
14  
15  
16  
17  
18  
19  
20  
21  
22



**2.4 M.**  
 Lap Record 105.37 m.p.h.  
 J. Surtees (Lola-Climax)  
 S. Moss (Lotus-Climax)  
 23 April 1962

MIDHURST  
 GUILDFORD  
 A3 LONDON

Goodwood  
 House

PETWORTH  
 DORKING  
 A24 LONDON

ARUNDEL  
 BRIGHTON  
 S. COAST

SOUTHAMPTON  
 WINCHESTER  
 W. COUNTRY

BOGNOR  
 REGIS

37 36 35 34 33 32 31 30 29 28 27 26 25 24 23



# SYMBOL EXPLANATION

SYMBOLS EXPLAINED BELOW APPEAR IN FRAME SURROUNDING EACH CIRCUIT MAP.

REFERENCE NUMBER DENOTES EXACT POSITION ON MAP.



Grandstand



Car Parks



Enclosures



Start and Finish



First Aid Post,  
Doctor, Hospital



Pits and Paddock



Refreshments



Police



Toilets



Telephone



Circuit Control  
Marshal



Petrol Point



Enquiry Office



Entrance

## INTERNATIONAL FLAG SIGNALS

**RED:** Stop immediately.

**YELLOW:** Danger! Take care.

**YELLOW** with **RED** stripes: Oil on track.

**BLUE:** Another driver trying to overtake.

**WHITE:** Ambulance or service vehicle on track.

**BLACK:** with driver's number: Stop on next lap.

**BLACK AND WHITE** chequered: End of Race.