


BRITISH RACING CIRCUITS



53 54 55 56 57 58 59 60 1 2 3 4 5 6 7

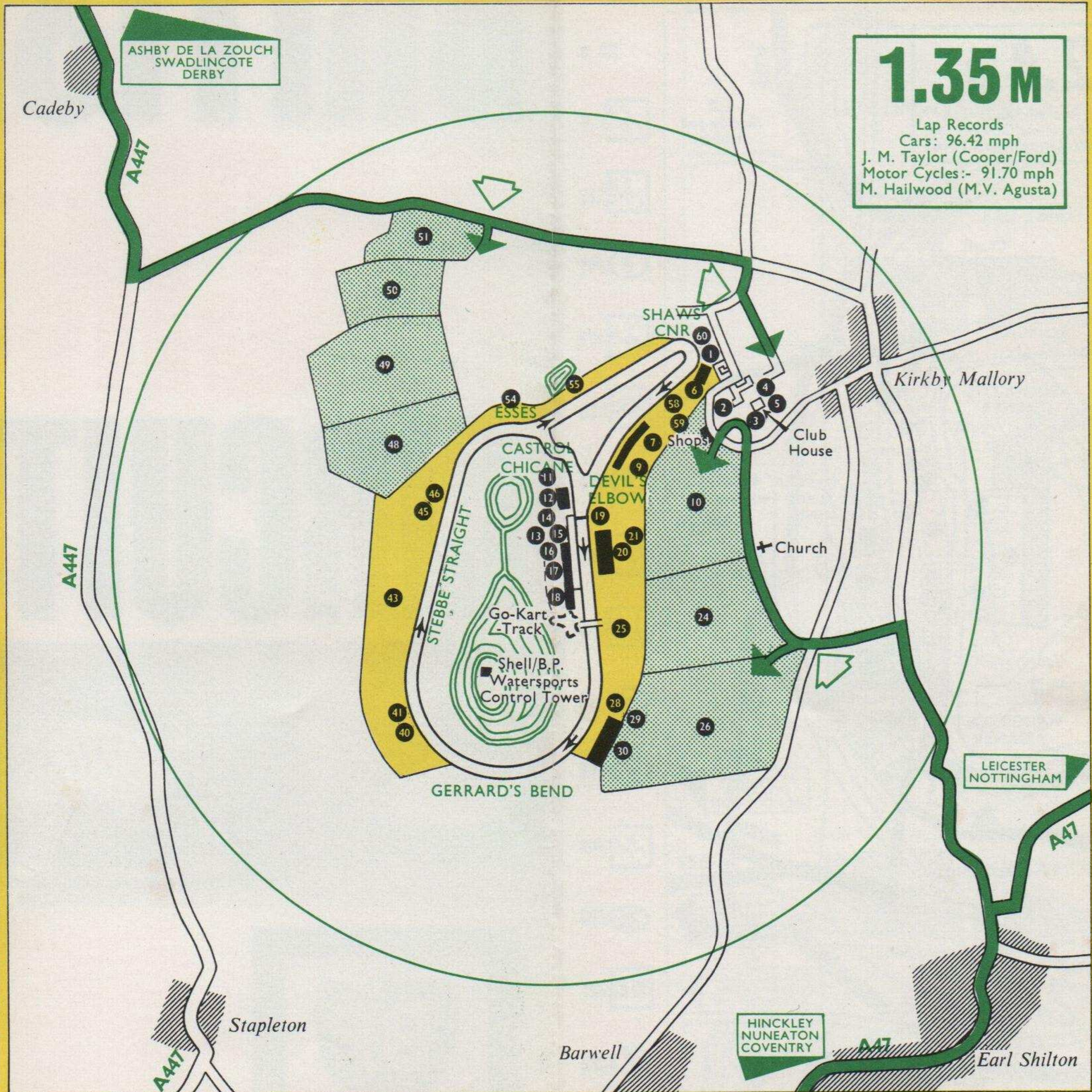


52
51
50
49
48
47
46
45
44
43
42
41
40
39
38

8
9
10
11
12
13
14
15
16
17
18
19
20
21
22

ASHBY DE LA ZOUCH
SWADLINCOTE
DERBY

1.35 M
Lap Records
Cars: 96.42 mph
J. M. Taylor (Cooper/Ford)
Motor Cycles:- 91.70 mph
M. Hailwood (M.V. Agusta)



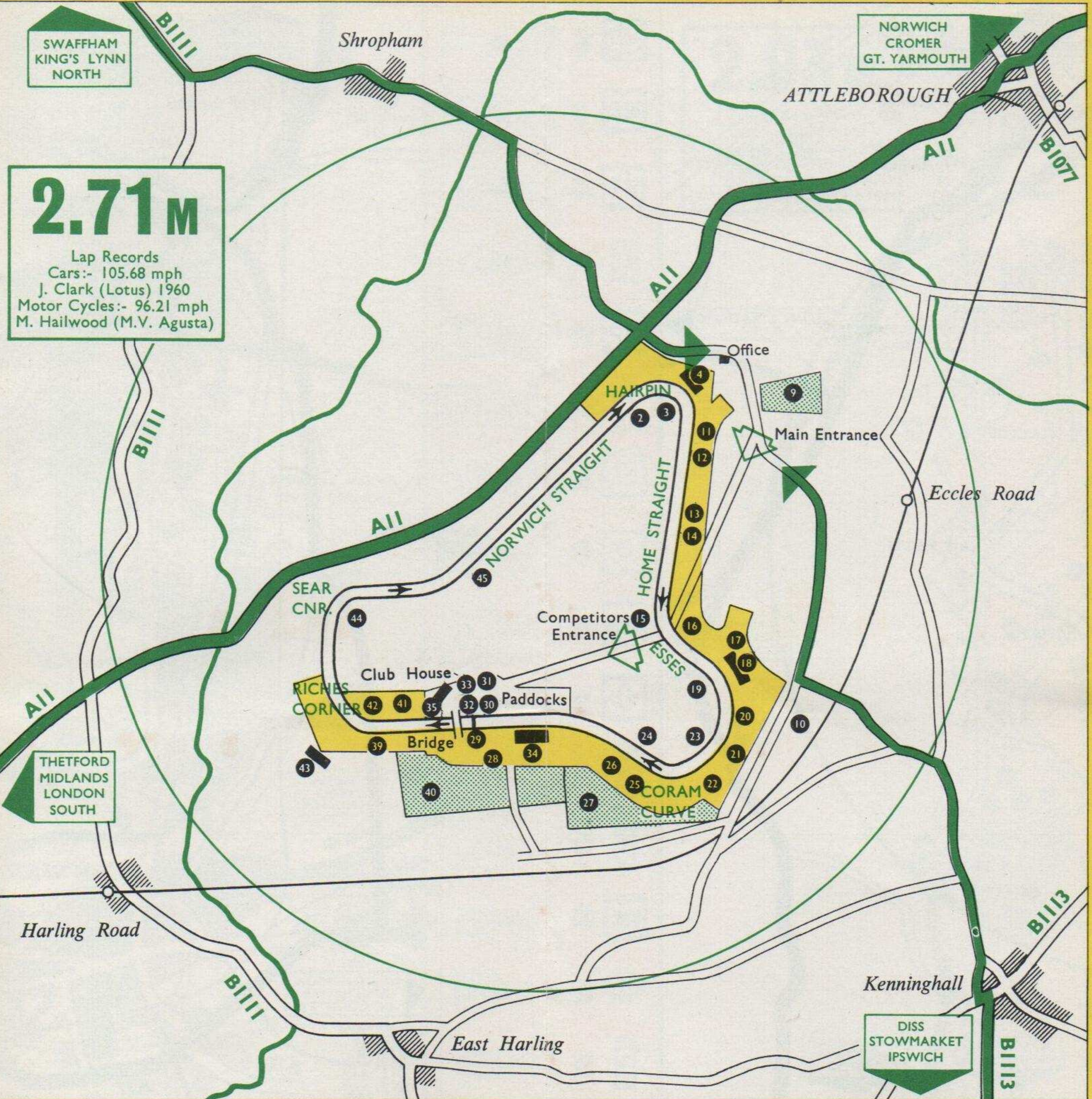
37 36 35 34 33 32 31 30 29 28 27 26 25 24 23



53 54 55 56 57 58 59 60 1 2 3 4 5 6 7

52
51
50
49
48
47
46
45
44
43
42
41
40
39
38

8
9
10
11
12
13
14
15
16
17
18
19
20
21
22



2.71M

Lap Records
 Cars:- 105.68 mph
 J. Clark (Lotus) 1960
 Motor Cycles:- 96.21 mph
 M. Hailwood (M.V. Agusta)

Map border containing various icons and symbols:

- Top Row (Right):** Hospital, Hospital, Wheelchair.
- Right Column:** Parking (P), Parking (P), Coffee cup, WC, Parking (P), Wheelchair, Hospital, Coffee cup, WC, Wheelchair, Hospital, Coffee cup, WC, Parking (P).
- Bottom Row (Left to Right):** Hospital, Wheelchair, WC, Flag, Coffee cup, Wheelchair, WC, WC, Parking (P), WC, Wheelchair, Hospital, Hospital.
- Bottom Row (Text):** 37 36 35 34 33 32 31 30 29 28 27 26 25 24 23

53 54 55 56 57 58 59 60 1 2 3 4 5 6 7

52

51

50

49

48

47

46

45

44

43

42

41

40

39

38

8

9

10

11

12

13

14

15

16

17

18

19

20

21

22



Tulse Hill

CENTRAL LONDON

CAMBERWELL

LEWISHAM

Forest Hill

S. CIRCULAR EAST AND NORTH

S. CIRCULAR WEST AND NORTH

CIRCULAR ROAD

SOUTH

A205

A2216

Upper Sydenham

B227

Lower Sydenham

A212

West Dulwich

WESTWOOD HILL

West Norwood

B225

1.39 M

Lap Records

Cars:- 87.46 mph

I. Ireland (Lotus/BRM) 1962

Motor Cycles:- 80.19 mph

P. J. Dunphy (Norton) 1963

NORTH TOWER CRESCENT

PARK CURVE

NEW LINK

National Recreation Centre

Main Car Park

Terrace Car Park

Open Seating Enclosure

Paddock

Cricket Field

SOUTH TOWER CORNER

BOATING LAKE

RAMP BEND

Upper Norwood

Penge East

Crystal Palace

ANERLEY ROAD

THICKET ROAD

Penge West

PENGE

HIGH STREET

Grangewood

A212

B266

CROYDON A23 BRIGHTON S. COAST

A213

S. Norwood

BROMLEY A21 KENT S. COAST

BECKENHAM

37

36

35

34

33

32

31

30

29

28

27

26

25

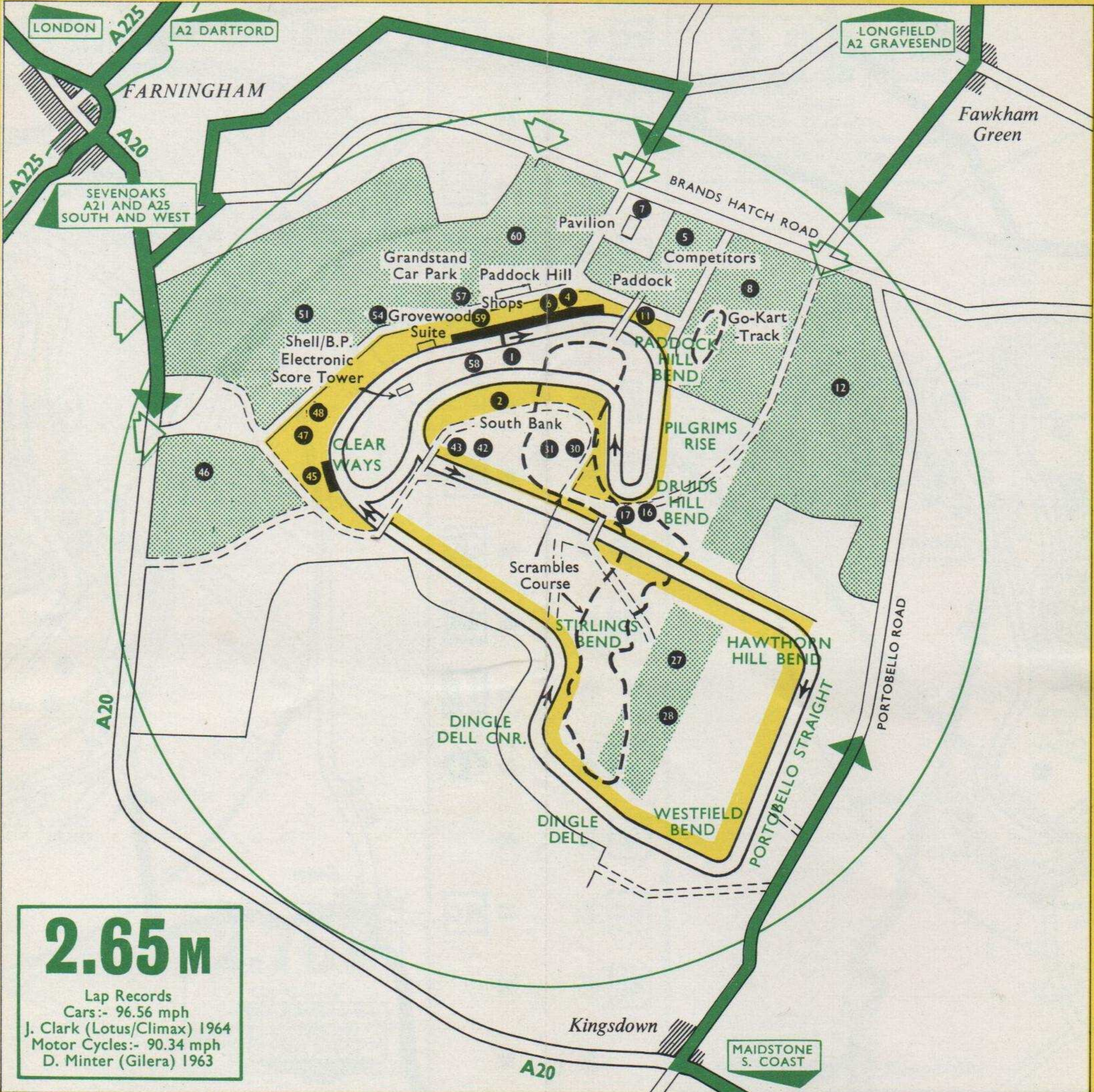
24

23

53 54 55 56 57 58 59 60 1 2 3 4 5 6 7

52
51
50
49
48
47
46
45
44
43
42
41
40
39
38


(P) 8
9
10
11
(P) 12
13
14
15
16
17
18
19
20
21
22



2.65 M

Lap Records
 Cars:- 96.56 mph
 J. Clark (Lotus/Climax) 1964
 Motor Cycles:- 90.34 mph
 D. Minter (Gilera) 1963

37 36 35 34 33 32 31 30 29 28 27 26 25 24 23



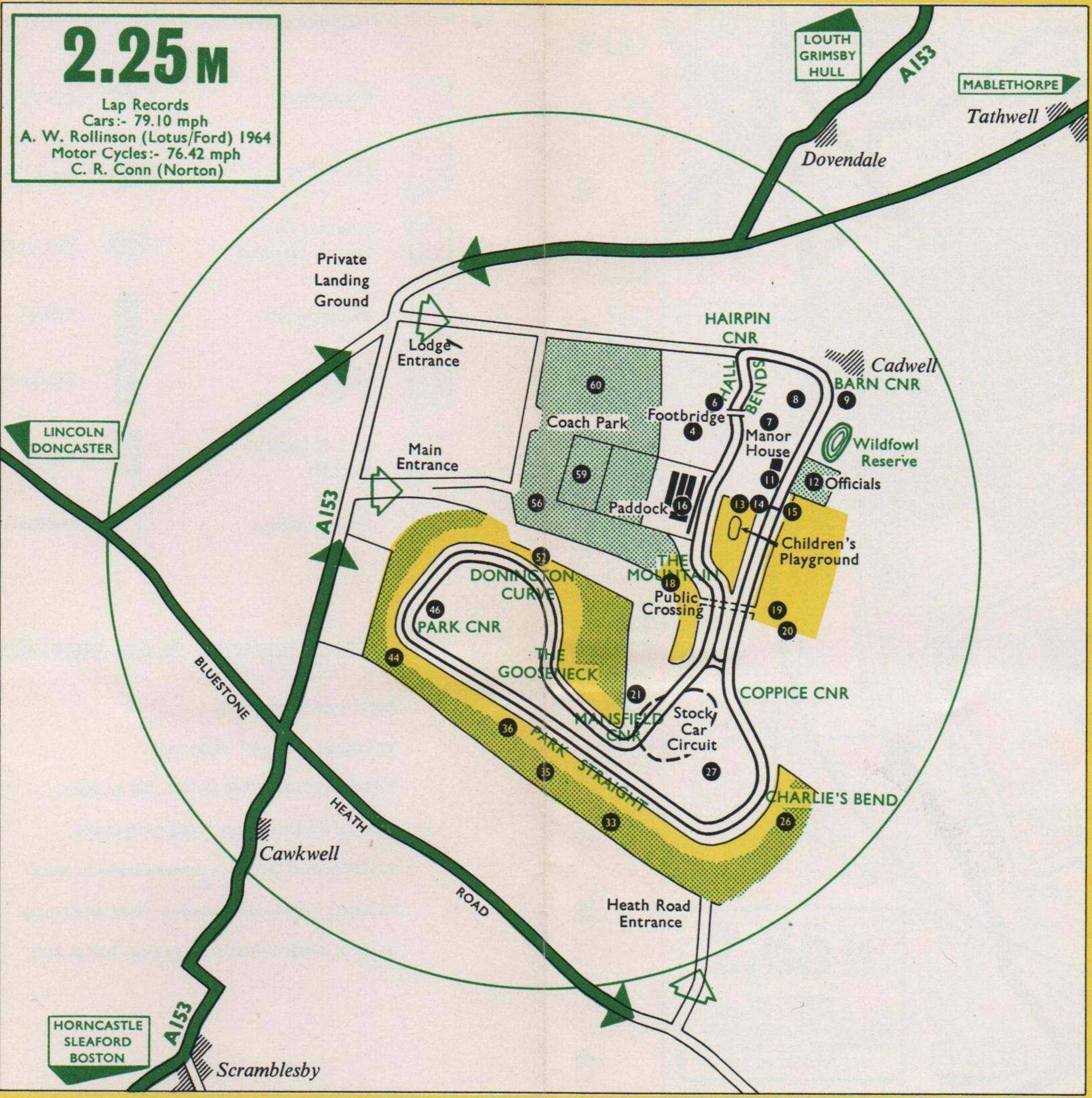
53 54 55 56 57 58 59 60 1 2 3 4 5 6 7

(P) (P) (P) W.C. ☕ +

52 W.C.
51
50
49
48
47
46 W.C.
45
44 W.C.
43
42
41
40
39
38

W.C. 8
+ 9
10
11 ☕
12 (P)
13 ☎
14 🚩
15 ⚽
16 🏹
17
18 ☕
19 ☕
20 W.C.
21 W.C.
22


2.25 M
Lap Records
Cars:- 79.10 mph
A. W. Rollinson (Lotus/Ford) 1964
Motor Cycles:- 76.42 mph
C. R. Conn (Norton)



37 36 35 34 33 W.C. + (P) 27 26 25 24 23

OULTON PARK

53 54 55 56 57 58 59 60 1 2 3 4 5 6 7



52

51

50

49

48

47

46

45

44

43

42

41

40

39

38



8

9



10



11



12



13



14



15



16



17



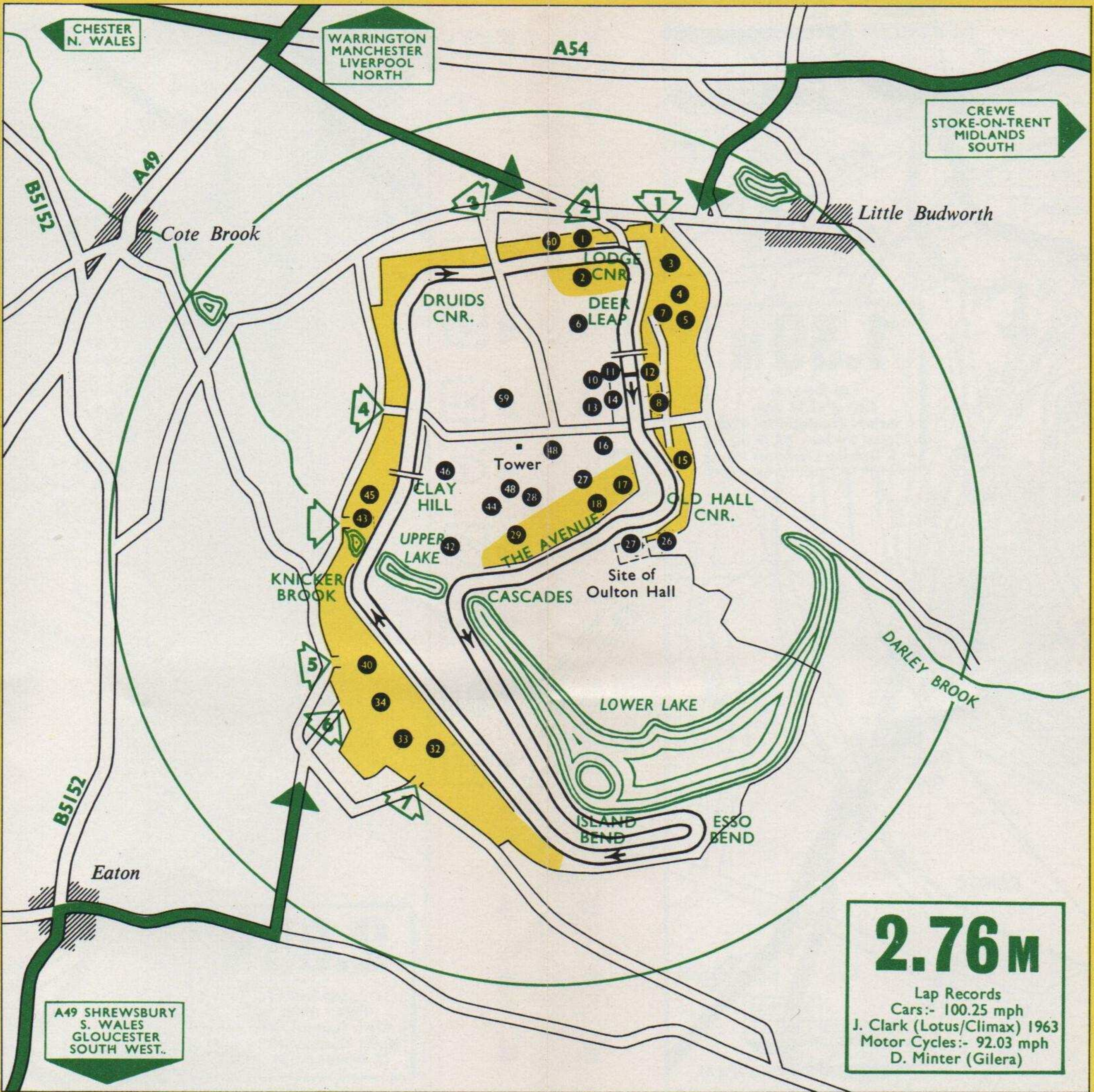
18

19

20

21

22



2.76 M

Lap Records
Cars:- 100.25 mph
J. Clark (Lotus/Climax) 1963
Motor Cycles:- 92.03 mph
D. Minter (Gilera)

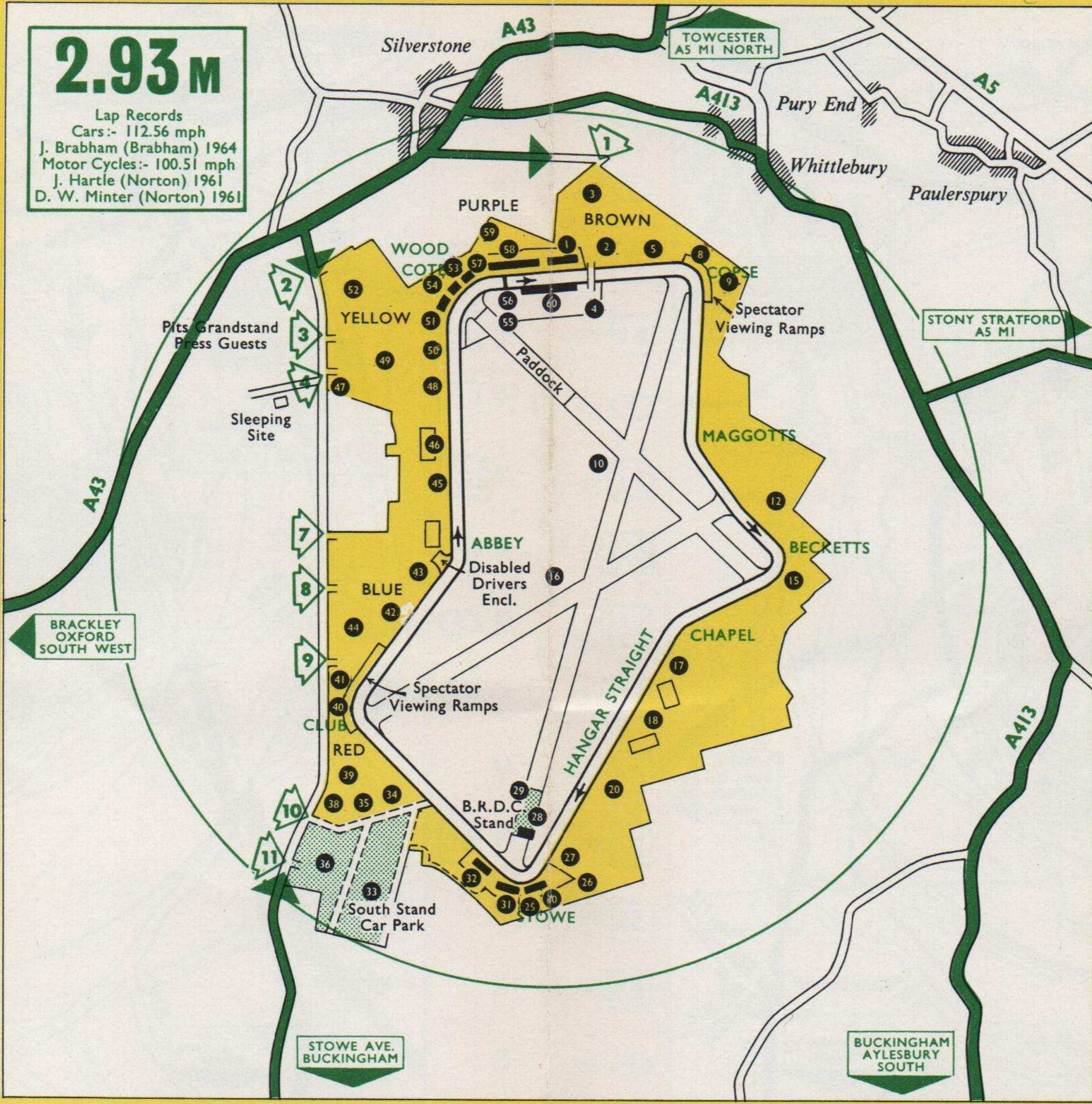
37 36 35 34 33 32 31 30 29 28 27 26 25 24 23



53 54 55 56 57 58 59 60 1 2 3 4 5 6 7

2.93 M

Lap Records
 Cars:- 112.56 mph
 J. Brabham (Brabham) 1964
 Motor Cycles:- 100.51 mph
 J. Hartle (Norton) 1961
 D. W. Minter (Norton) 1961



52 (P)
51 (cup)
50 (+)
49 (person)
48 (+)
47 (POL)
46 (cup)
45
44 (W.C.)
43 (+)
42 (cup)
41 (POL)
40 (+)
39 (P)
38 (POL)

(+) 8
(W.C.) 9
(W.C.) 10
11
(+) 12
13
14
(cup) 15
(W.C.) 16
(+) 17
(POL) 18
19
(W.C.) 20
21
22

(P) (person) (cup) (P) (person) (person) (P) (person) (+) (W.C.) (cup)
37 36 35 34 33 32 31 30 29 28 27 26 25 24 23

53 54 55 56 57 58 59 60 1 2 3 4 5 6 7



52

MIDHURST GUILDFORD A3 LONDON

2.4 M
Lap Record 105.37 mph
J. Surtees (Lola/Climax) 1962
S. Moss (Lotus/Climax) 1962

Goodwood House



8

51

Mid Lavant



9

50

East Lavant



10

49

Coach



11

48



RED(W)

RED(E)



12

47



Pedestrian Subway

Public



13

46

LAVANT CORNER

LAVANT STR

WOODCOTE CORNER

Public



14

45



BROWN

ST MARK'S

Members

Members

Members' Vehicle Tunnel Entrance



15

44

R. LAVANT

LANDING STRIP

GREEN(N)

Westerton



16

43

Summersdale

FORDWATER

LANDING STRIP

GREEN(S)

BLUE



17

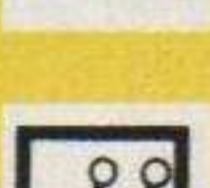
42

Sennicotts

B2178

MADGWICK CORNER

PETWORTH DORKING A24 LONDON



18

41

CHICHESTER

Westhampnett

A285

A27



19

40

A27

ARUNDEL BRIGHTON S. COAST



20

39

SOUTHAMPTON WINCHESTER W. COUNTRY

BOGNOR REGIS

B2144



21

38

A286

A27



22

37 36 35 34 33 32 31 30 29 28 27 26 25 24 23

SYMBOL EXPLANATION

SYMBOLS EXPLAINED BELOW APPEAR IN FRAME SURROUNDING EACH CIRCUIT MAP. REFERENCE NUMBER DENOTES EXACT POSITION ON MAP.



Grandstand



Car Parks



Enclosures



Start and Finish



First Aid Post,
Doctor, Hospital



Pits and Paddock



Refreshments



Police



Toilets



Telephone



Circuit Control
Marshal



Petrol Point



Enquiry Office



Entrance

INTERNATIONAL FLAG SIGNALS

RED: Stop immediately.

YELLOW: Danger! Take care.

YELLOW with **RED** stripes: Oil on track.

BLUE: Another driver trying to overtake.

WHITE: Ambulance or service vehicle on track.

BLACK: with driver's number: Stop on next lap.

BLACK AND WHITE chequered: End of Race.

Published by Newman Neame Limited for Shell-Mex and B.P. Limited.

Printed by Brown Knight & Truscott Limited, London and Tonbridge